Owain Glyndŵr Website Statistics Summary

2020

Website	.	Jan	Feb	Mar	Apr	May	Jun	Jul	Aug	Sep	Oct	Nov	Dec	Avg
English	*Visits*	1147	1285	1978	1252	1339	1290	1253	1280	1342	1441	1258	1114	1332
	Av Visits/Day	37	44	63	41	43	43	40	41	44	46	41	36	43
	Pages Viewed	4092	3676	4138	3694	3968	2759	3206	2910	2929	3333	3615	3419	3478
	Av Pages/Day	132	126	133	123	128	91	103	93	97	107	120	110	114
	.	Jan	Feb	Mar	Apr	May	Jun	Jul	Aug	Sep	Oct	Nov	Dec	Avg
Welsh	*Visits*	310	339	864	791	846	935	607	311	389	309	291	316	526
	Av Visits/Day	10	11	27	26	27	31	19	10	12	9	9	10	17
	Pages Viewed	1240	845	1597	1700	2072	1946	1276	654	832	762	700	808	1203
	Av Pages/Day	40	29	51	56	66	64	41	21	27	24	23	26	39
		Jan	Feb	Mar	Apr	May	Jun	Jul	Aug	Sep	Oct	Nov	Dec	Avg
Total	*Visits*	1457	1624	2842	2043	2185	2225	1860	1591	1731	1750	1549	1430	1857
	Av Visits/Day	47	55	90	67	70	74	59	51	56	55	50	46	60
	Pages Viewed	5332	4521	5735	5394	6040	4705	4482	3564	3761	4095	4315	4227	4681
	Av Pages/Day	172	155	184	179	194	155	144	114	124	131	143	136	153

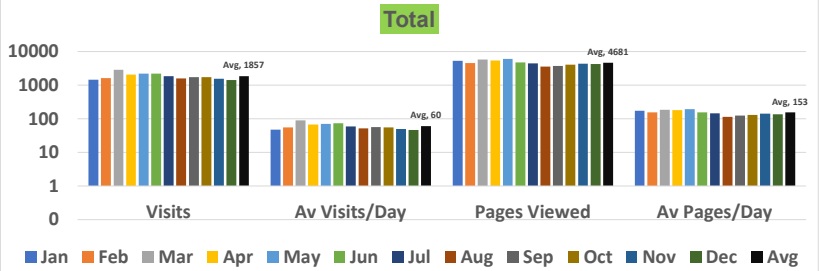

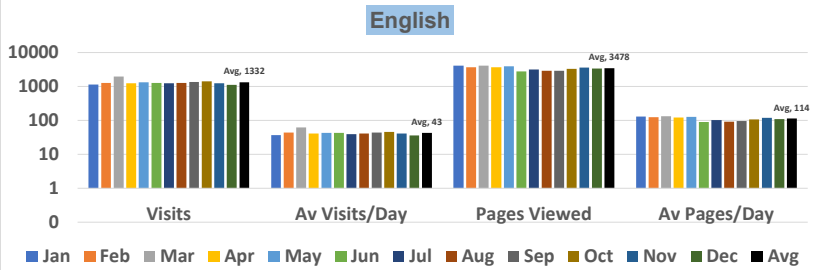

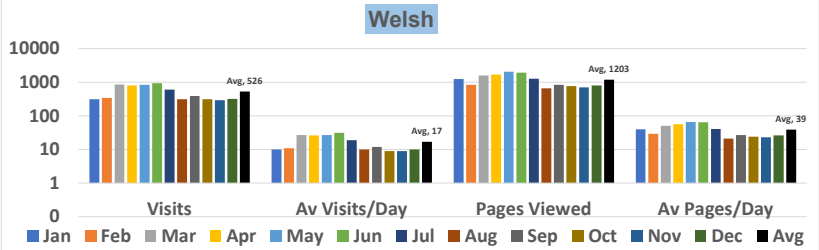

Country	Avg
UK	76.9
USA	13.2
China	2.3
UAE	1.2
Germany	0.8
Austrailia	0.7
France	0.6
Netherlands	0.6
Spain	0.5
.	

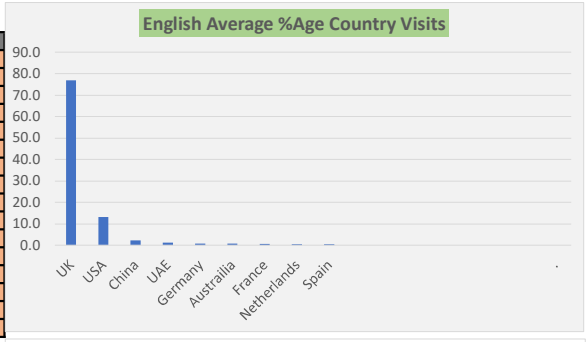
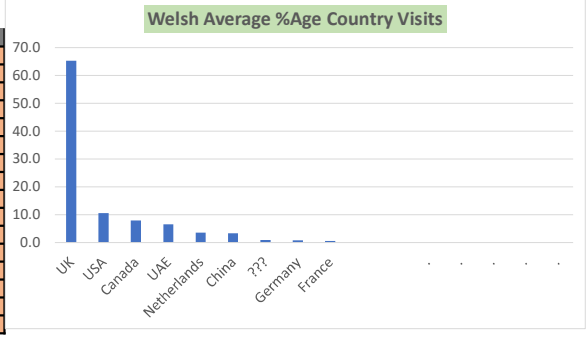
Country	Avg
UK	65.3
USA	10.6
Canada	8.0
UAE	6.5
Netherlands	3.6
China	3.3
???	1.0
Germany	0.8
France	0.5
.	
.	
.	
.	
.